











ĐỀ THI IOE TIẾNG ANH LỚP 3 VÒNG 1- 35

Section 1: Cool Pair Matching Match a picture or a Vietnamese word with its English equivalence.

Carrot		Close	Ruler	Name
Jump		Ruler		
Drink				
		Three	Hat	Flower

Section 2:

1. Alice A cat.

- A. you B. he C. she D. has

2. My is Jenny.

- A. your B. name C. game D. name's

3. Bob:- Hello. My name is Bob. Mary:-, Bob.

- A. Nice to meet you B. See you later
C. Goodbye D. Good night

4. I Andy

- A. are B. am C. is D. you

5. Stand, please.

- A. down B. up C. in D. on

6. You Long

- A. is B. be C. are D. am

7. Goodbye

- A. Nice to meet you. B. See you later
C. Goodmorning D. Goodevening

8. to you, Nam.

- A. Nice – meet B. Fine – hi
C. You – me D. He – she

9. Sit, please.

- A. down B. up C. in D. on

10. your name?

- A. What B. What's C. How's D. Why's

Section 3: Fill the blank

Fill in each blank with ONE word or ONE letter to make a complete sentence or a meaningful

1. EI _ HT

2. My name __ Peter

3. TAB _ E
4. SCHOOL-B _ G
5. TH _ EE
6. T _ ank you very much
7. Hi, Alice. I __ Tommy
8. TEACH _ R
9. Hello, Mary. How ___ you?
10. Hi. How ___ you?

LỚP 3 - VÒNG 2 – NĂM HỌC 2011 - 2012

Section 1: Find the honey- Answer the question.

<p>Nice to m...et you.</p> <table border="1" style="width: 100%; text-align: center;"> <tr> <td style="width: 25%;">u</td> <td style="width: 25%;">y</td> <td style="width: 25%;">c</td> <td style="width: 25%;">e</td> </tr> </table> <p>T...is is a desk.</p> <table border="1" style="width: 100%; text-align: center;"> <tr> <td style="width: 25%;">e</td> <td style="width: 25%;">w</td> <td style="width: 25%;">h</td> <td style="width: 25%;">n</td> </tr> </table> <p>W...o is she? - She is Mary.</p> <table border="1" style="width: 100%; text-align: center;"> <tr> <td style="width: 25%;">t</td> <td style="width: 25%;">h</td> <td style="width: 25%;">w</td> <td style="width: 25%;">q</td> </tr> </table> <p>This ... my school.</p> <table border="1" style="width: 100%; text-align: center;"> <tr> <td style="width: 25%;">are</td> <td style="width: 25%;">is</td> <td style="width: 25%;">you</td> <td style="width: 25%;">bye</td> </tr> </table> <p>This is m... school.</p> <table border="1" style="width: 100%; text-align: center;"> <tr> <td style="width: 25%;">e</td> <td style="width: 25%;">w</td> <td style="width: 25%;">y</td> <td style="width: 25%;">a</td> </tr> </table>	u	y	c	e	e	w	h	n	t	h	w	q	are	is	you	bye	e	w	y	a	<p>Loo... at the dog.</p> <table border="1" style="width: 100%; text-align: center;"> <tr> <td style="width: 25%;">t</td> <td style="width: 25%;">k</td> <td style="width: 25%;">c</td> <td style="width: 25%;">b</td> </tr> </table> <p>How ...re you?</p> <table border="1" style="width: 100%; text-align: center;"> <tr> <td style="width: 25%;">e</td> <td style="width: 25%;">s</td> <td style="width: 25%;">a</td> <td style="width: 25%;">o</td> </tr> </table> <p>Ope... the book, please.</p> <table border="1" style="width: 100%; text-align: center;"> <tr> <td style="width: 25%;">t</td> <td style="width: 25%;">h</td> <td style="width: 25%;">n</td> <td style="width: 25%;">r</td> </tr> </table> <p>Hi... name is Peter.</p> <table border="1" style="width: 100%; text-align: center;"> <tr> <td style="width: 25%;">w</td> <td style="width: 25%;">s</td> <td style="width: 25%;">a</td> <td style="width: 25%;">t</td> </tr> </table> <p>This ... Linda.</p> <table border="1" style="width: 100%; text-align: center;"> <tr> <td style="width: 25%;">are</td> <td style="width: 25%;">is</td> <td style="width: 25%;">and</td> <td style="width: 25%;">end</td> </tr> </table>	t	k	c	b	e	s	a	o	t	h	n	r	w	s	a	t	are	is	and	end
u	y	c	e																																						
e	w	h	n																																						
t	h	w	q																																						
are	is	you	bye																																						
e	w	y	a																																						
t	k	c	b																																						
e	s	a	o																																						
t	h	n	r																																						
w	s	a	t																																						
are	is	and	end																																						

Section 1: The teacher is coming

Put the words or letter in the right order to make a complete sentence or a complete words

1.

meet	Nice	you.	to
------	------	------	----
2.

is	my	teddy bear.	This
----	----	-------------	------
3.

am	hungry now.	I
----	-------------	---
4.

tomorrow.	See	you
-----------	-----	-----

5. some Peter wants food.

6. postcard a Write a pen friend. to

7. English. Let's learn


8. your name? What's

9. crosswords puzzle. Complete the

10. Good , teacher. morning

Section 3: Smart monkey

Please help the monkey hang the signs under the right boxes from 1 to 10

Glove	Banana	Two	School-bag	Balloon
Pencil	Four	Piano	Television	Eight
				
				

LỚP 3 - VÒNG 3 – NĂM HỌC 2011 - 2012

Section 1: Cool Pair Matching